

**TOP** | VISION  
I N S T O R E



**LOCKABLE DISPLAY SOLUTIONS  
THAT LET YOUR EYEWEAR SHINE**



*Cartier*

# WHO WE ARE

We are innovative thinkers. We are creators.

We love making beautifully designed industrial products.

We make your glasses shine. Develop the best stage for your eyewear collections.

We listen and translate your dreams into reality.

We believe in inspiring interactions. We value the uniqueness of every person and believe that your store concept should reflect your company values and identity.




# WHAT WE DO

Beautiful eyewear deserves to be shown in the very best way.

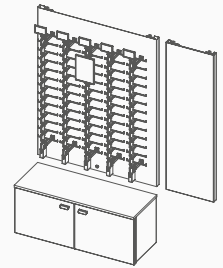
When developing products, our focus remains to present eyewear in a clear, secure, and attractive way. But over the years, we've built our knowledge upon the foundations of retailing, interior design, and technological knowledge to **make your frames shine.**

# WALL FURNITURE

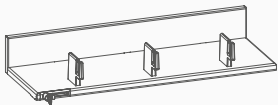


- INTRODUCTION CARRÉ SHELVING UNITS 8
  - CARRÉ STEEL SHELVING UNITS 10
  - CARRÉ ONE - LOCKABLE SHELVING UNITS 12
  - CARRÉ ALUMINA - EYEWEAR RODS UNITS 14
  - CARRÉ STORAGE - MIRROR UNIT 16
  - CARRÉ STORAGE - STORAGE CABINET 18
  - CARRÉ ACCESSORIES 20

- INTRODUCTION PX PANEL SYSTEM 24
  - PX PANEL SYSTEM - REMOTE CONTROLLED RODS 26
  - PX PANEL SYSTEM - KEY-LOCKED RODS 28
  - PX PANEL SYSTEM - NON-LOCKED RODS 29
  - PX PANEL SYSTEM - STILO FRAME HOLDERS 30
  - PX PANEL SYSTEM - INDUS SHELVES 32



# WALL COMPONENTS

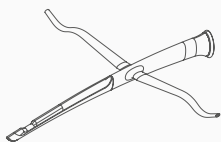


- INTRODUCTION L-BODY SHELVES 36
  - L-BODY - KEY-LOCKED 38
  - L-BODY - NON-LOCKED 40

- INTRODUCTION ALUMINA EYEWEAR RODS 44
  - ALUMINA - REMOTE CONTROLLED 46
  - ALUMINA - KEY-LOCKED 48
  - ALUMINA - NON-LOCKED 50
  - ALUMINA - ACCESSORIES 52







● — INTRODUCTION STILO 56

STILO FD 58

STILO XS 60

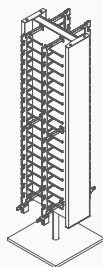
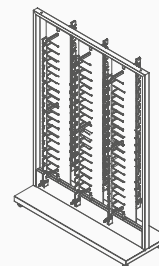
STILO 180 62

## FREESTANDING DISPLAYS

INTRODUCTION BASALT DISPLAYS 66 ● —

BASALT DISPLAYS 68

BASALT XL DISPLAYS 70



● — INTRODUCTION SQUARIIX DISPLAYS 72

SQUARIIX DISPLAYS 74

## CONTACTS


DESIGNTEAM 76

SALES TEAM 77

CONTACT DETAILS 77

The image shows the interior of an optician shop. On the right side, there is a long wall of black Carré shelving units. These units consist of multiple horizontal shelves, each illuminated from below. The shelves are filled with various optical products, including eyeglasses, contact lenses, and other accessories. The bottom of the shelving units is decorated with a lush green living wall of moss and small plants. In the background, there is a reception desk with a purple upholstered bench. To the left, there is a seating area with a round wooden table and colorful chairs. The ceiling is white with recessed lighting, and the floor is covered in a dark, patterned carpet.

# CARRÉ SHELVING UNITS






# CARRÉ SHELVING UNITS

Carré is a complete cabinet system that is embedded with all the necessary functionalities to make your eyewear shine. The wide variety of available colours and sizes, allows you to create endless store layouts to match or differentiate your eyewear collections. Integrate these optical shelving displays into your unique store design and enhance the quality of its total concept.that provide a lively bright image and make your eyewear stand out.



- MODULAR UNITS
- PLUG AND PLAY SOLUTION
- WIDE VARIETY OF COMPATIBLE UNITS
- PLACED INDIVIDUAL OR CONNECTED

Our newly-developed Carré LED technology uses ten individual LED lighting spots for each pair of optical frames. The integrated light elements in the steel Carré eyewear shelves are positioned at the front-bottom of the shelf at a specific angle to light up the front of the eyeglasses, while the reflection of the back panel provides the perfect illumination.



This combination of direct and indirect light and the intermission between each optical frame presentation creates a lively bright image, which makes each eyeglasses stand out and makes your eyewear shine!

#### AVAILABLE COLOURS:



**White**  
Glossy  
RAL 9016

**Black**  
Fine texture  
RAL 9005

#### AVAILABLE MODELS:



Horizontal open

Horizontal locked

Vertical locked

#### SPECIFICATIONS:

- Material: Steel, coated at 180°C
- Maximum load: 5 kg per shelf
- 10 LED lighting modules per frame
- Light intensity: 6100 lux per frame
- Colour temperature: 4000 Kelvin
- 200 watt power supply included

#### DIMENSIONS:


- Advised floor height: 2100mm
- Highest presentation: 1937mm
- Lowest presentation: 816mm
- Vertical grid: 160mm
- Horizontal grid: 190mm



## Horizontal Open Carré shelving cabinets

*Open spectacle display cabinets with impeccable lighting*

The Carré Steel eyewear cabinet is a horizontal optical display used to showcase in an open way your unique eyewear brands. Each spectacle is individually highlighted by ten LED lighting spots, integrated in the eyewear shelf of the cabinet, that provide a lively bright image.



INFO & PRICES

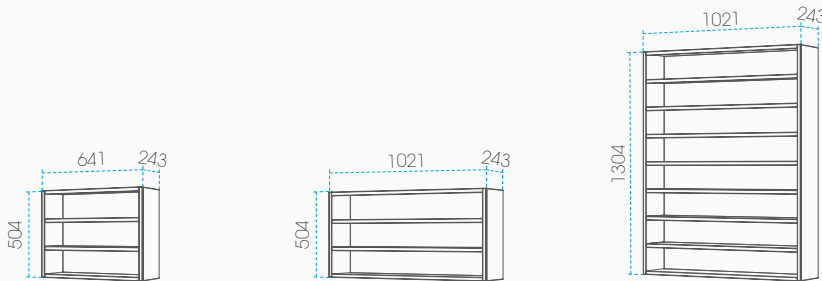


- EYEWEAR SPECIFIC LIGHT DESIGN
- MODULAR UNITS
- DURABLE PRODUCT
- PLACED INDIVIDUAL OR CONNECTED



Show the true colours and the finest details of your eyewear collections and create a real eyewear theatre that attracts people to your presentation!

The **Horizontal Open Carré** units are available in three different sizes and come in white and in black.



**CS.3x3.TW.TW-S (White)**  
**CS.3x3.BL.TW-S (Black)**


Shelves: 3  
Capacity: 9 frames  
Weight: 22 kg  
Wattage: 15 watt

**CS.3x5.TW.TW-S (White)**  
**CS.3x5.BL.TW-S (Black)**

Shelves: 3  
Capacity: 15 frames  
Weight: 28 kg  
Wattage: 37,5 watt

**CS.5x8.TW.TW-S (White)**  
**CS.5x8.BL.TW-S (Black)**

Shelves: 8  
Capacity: 40 frames  
Weight: 64 kg  
Wattage: 100 watt



## Horizontal LOCKED Carré shelving cabinets

*Lockable shelving unit that make people feel at ease*

The Carré One remote lockable horizontal eyewear display is an excellent way to showcase luxury frames needing superior lighting and protection against theft.

Each frame is lit by ten LED-spots, lending vibrancy and ensuring a secure presentation.



INFO & PRICES

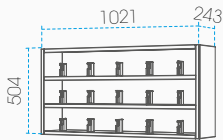


- HORIZONTAL LOCKING SYSTEM
- REMOTE CONTROLLED
- UNLOCK ALL FRAMES WITH ONE BUTTON
- EYEWEAR SPECIFIC LIGHT DESIGN
- MODULAR UNITS

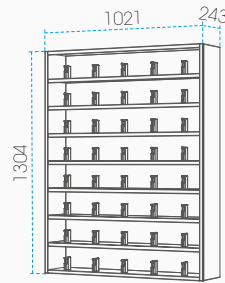


These units feature a locking mechanism which is operated by a remote control with a personal code for the swift opening and closing of your eyewear presentations.

The **Horizontal Locked Carré** units are available in two sizes and come in white, black and a combination of a black chassis with white shelves and locking modules.



**CSR.3x5.TW-TW.TW-S (White)**  
**CSR.3x5.BL-TW.TW-S (Black + White shelves)**  
**CSR.3x5.BL-B.TW-S (Black)**  
 Shelves: 3  
 Capacity: 15 frames  
 Weight: 29 kg  
 Wattage: 150 watt max.



**CSR.8x5.TW-TW.TW-S (White)**  
**CSR.8x5.BL-TW.TW-S (Black + White shelves)**  
**CSR.8x5.BL-B.TW-S (Black)**  
 Shelves: 8  
 Capacity: 40 frames  
 Weight: 67 kg  
 Wattage: 350 watt max.



## **Carré cabinets with vertical eyewear rods**

*High capacity and lockable eyewear cabinets*

The Carré eyewear cabinet with vertical lockable eyewear rods, is the ideal solution to display and secure sunglasses.

This sunglasses wall display creates a high-capacity presentation, is equipped with integrated top panel LED-lighting, and integrates seamlessly in your optical interior.



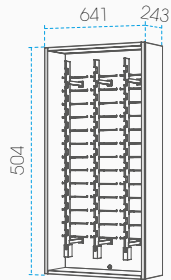
- DUTCH DESIGN
- UNI BODY STRUCTURE
- SECURITY PIN DISAPPEARS WHEN OPEN
- INTERCHANGEABLE LOCK
- LOW FRICTION MECHANISM
- LIFECYCLE: 100.000+ OPENINGS

INFO & PRICES



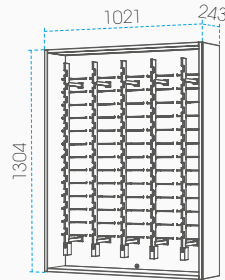
Our Carré cabinets with remote locked Alumina rods are the ideal solution to display your complete high-end sunglasses collection, and is operated by using our remote control.

These **Vertical Locked** Carré units are available with 3 or 5 rods of 13 positions and come in white and in black.



**CAR.13x3.TW.TW-S (White)**  
**CAR.13x3.BL.TW-S (Black)**

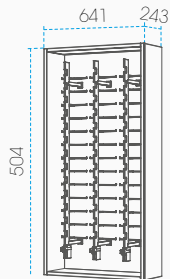
Columns: 3  
Capacity: 39 frames  
Weight: 33 kg  
Wattage: 40 watt max.



**CAR.13x5.TW.TW-S (White)**  
**CAR.13x5.BL.TW-S (Black)**

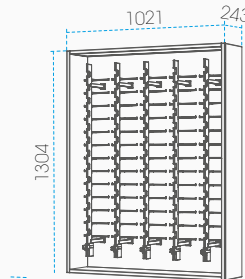
Columns: 5  
Capacity: 65 frames  
Weight: 41 kg  
Wattage: 60 watt max.

These units also come with **key-locked eyewear rods** that feature a strong locking mechanism that delivers exceptional durability and is operated by a firm personal key.



**CAK.13x3.TW.TW-S (White)**  
**CAK.13x3.BL.TW-S (Black)**

Columns: 3  
Capacity: 39 frames  
Weight: 33 kg  
Wattage: 30 watt



**CAK.13x5.TW.TW-S (White)**  
**CAK.13x5.BL.TW-S (Black)**

Columns: 5  
Capacity: 65 frames  
Weight: 41 kg  
Wattage: 45 watt





## Carré Mirror and Storage units

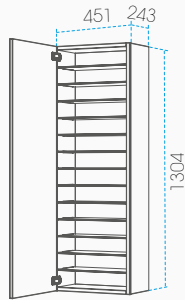
*Full glass mirror door and efficient eyewear storage*

The Carré Optical Mirror & Storage cabinets feature a full-size mirror, and discreetly store additional eyewear stock or cases.

These units prevent staff to scour the store for specific spectacles or matching frame cases, providing all stock at arm's reach alongside a handy store mirror.



These **mirror & storage** cabinets are available in black and in white and are ideal to place between your other Carré units.



**CSM.14x2.TW.TW-S (White)**

**CSM.14x2.BL.TW-S (Black)**

Shelves: 14

Capacity: 28 frames or 70 cases


Weight: 36 kg



# CARRÉ

## STORAGE UNITS

### MIRROR AND STORAGE



## **Carré Storage cabinets**

*Organize your stock below the displayed collection.*

Our eyeglass storage furniture is part of our exclusive Carré eyewear cabinets product line and matches perfectly in style, finish and quality.

Keep your glasses handy and organize your stock of frames or cases for easy access. This helps quickly locate the right model, ensuring minimal customer waiting time.

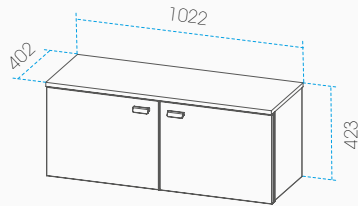


INFO & PRICES



- FOR QUICK RE-STOCKING
- COMPLEMENTS CARRÉ UNITS
- STORAGE NEAR YOUR COLLECTIONS

These **storage cabinets** are available in white and in black, with oak handles and top layer, matching perfectly with our Carré product family.



**CO.Storage-W (White)**

**CO.Storage-B (Black)**

Shelves: 2

Capacity: 65 frames

Weight: 36 kg



# CARRE

STORAGE UNITS

STORAGE CABINETS





## Carré Shelving unit Accessories

*Create your own eyewear theatre*

Carré accessories allow you to make a retail experience exciting and alive.

The wide range of our add-ons allow you to create regular new communicative impulses and to communicate the identity of the eyewear brands while maintaining the minimalistic design of your store concept.





The Carré platforms are a sophisticated way to highlight your eyewear. These individual white coloured platforms create a contrasting podium, which makes eyewear stand out on our darker coloured steel shelves.



**CPSmall**

This small version is ideal to showcase folded eyeglasses.



**CPLarge**

The large version can fit a complete unfolded frame.



**CS.Small**

This small version is ideal to showcase folded eyeglasses.



**CS.Large**

The L-shaped stage reflects light to make your eyewear stand out.



**CA.CiLB-W (White)**  
**CA.CiLB-W (Black)**

The Carré Cubical white lightbox uses the light that is integrated in the Carré Steel shelves for bright brand exposure.






# PX PANEL SYSTEM






# PX PANEL SYSTEM

**PX Panels** are easy-to-mount steel panels that are fitted with our most successful eyewear presentations. Lockable solutions for your sun- or high-end glasses, accessible shelves for your optical frames, or illuminated shelves to highlight your unique collections. Combine these panels with our PX mirror panels and/or Carré Storage cabinets to create an instant eyewear wall setup.



- DUTCH DESIGN
- PLUG AND PLAY PANELS
- WIDE VARIETY OF MATCHING UNITS
- OPEN OR SECURED OPTIONS
- EASY TO INSTALL

Our PX panel systems are designed to seamlessly integrate our Alumina eyewear rods, Stilo frame holders, and illuminated Indus shelves. These panels come in a clean white finish, harmoniously blending with our mirror panels and storage cabinets. Moreover, these cabinets are enhanced with an oak countertop, ensuring a consistent and professional aesthetic throughout the design.




AVAILABLE ROD COLOURS:




**White**  
Glossy  
RAL 9016

**Black**  
Fine texture  
RAL 9005



AVAILABLE STILO COLOURS:



**White**  
Glossy  
RAL 9016

**Clear**  
Glossy



AVAILABLE SHELF COLOURS:



**Black**  
Fine texture  
RAL 9005

AVAILABLE LOCKING MECHANISMS:



AVAILABLE CABINET COLOURS:



**White**  
Glossy  
RAL 9016

**Oak**  
Matt




## PX PANELS WITH ALUMINA EYEWEAR RODS

*The plug-and-play solution for (lockable) maximum capacity*

For those seeking a secure display method for a large volume of eyewear, our PX panels equipped with Alumina eyewear rods are an ideal choice. These metal panels come with a flexible mounting system, facilitating effortless installation and precise alignment.

PX panels with our Remote Controlled Alumina Eyewear Rods offer easy operation with a personal code for quick opening and closing. A simple button press opens or closes eyewear rods, each having a unique code. You can group multiple rods for managing specific collections, or control them all with one main button.



INFO & PRICES



- DUTCH DESIGN
- OPEN, KEY-LOCED OR REMOTE CONTROLLED RODS
- SECURITY PIN DISAPPEARS WHEN OPEN

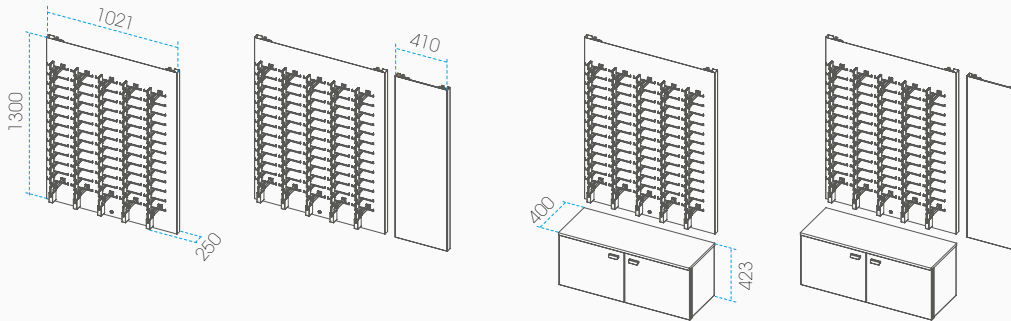


# PX PANEL

## ALUMINA EYEWEAR RODS

### REMOTE CONTROLLED

The **Remote-Controlled** panels are available with either white or black eyewear rods. Adding our mirror panel and/or storage cabinet offers an efficient solution to design a sophisticated sunglasses corner.



**PAR-B.O.-S.-A-** (Black)  
**PAR-W.O.-S.-A-** (White)

Security: Remote control  
Capacity: 65 frames (5x13)  
Add ons: -  
Weight: 24 kg

**PAR-B.O.-S+.A-** (Black)  
**PAR-W.O.-S+.A-** (White)


Security: Remote control  
Capacity: 65 frames (5x13)  
Add ons: Mirror  
Weight: 36 kg

**PAR-B.O+.S.-A-** (Black)  
**PAR-W.O+.S.-A-** (White)

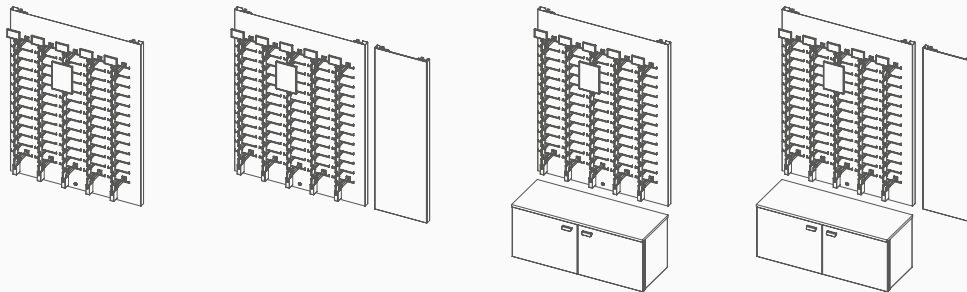
Security: Remote control  
Capacity: 65 frames (5x13)  
Add ons: Storage  
Weight: 60 kg

**PAR-B.O+.S+.A-** (Black)  
**PAR-W.O+.S+.A-** (White)

Security: Remote control  
Capacity: 65 frames (5x13)  
Add ons: Mirror & Storage  
Weight: 72 kg



By adding our accessory set, you can effectively convey your specific message. This set comes with an A5 glass mirror and 5 logo-holders that can be mounted on top of each rod.



**PAR-B.O.-S.-A+** (Black)  
**PAR-W.O.-S.-A+** (White)

Security: Remote control  
Capacity: 65 FRAMES (5x13)  
ADD ONS: ACCESSORIES  
WEIGHT: 24,5 KG

**PAR-B.O.-S+.A+** (Black)  
**PAR-W.O.-S+.A+** (White)

Security: Remote control  
Capacity: 65 FRAMES (5x13)  
ADD ONS: MIRROR  
+ ACCESSORY SET  
WEIGHT: 36,5 KG

**PAR-B.O+.S.-A+** (Black)  
**PAR-W.O+.S.-A+** (White)

Security: Remote control  
Capacity: 65 FRAMES (5x13)  
ADD ONS: STORAGE  
+ ACCESSORY SET  
WEIGHT: 60,5 KG

**PAR-B.O+.S+.A+** (Black)  
**PAR-W.O+.S+.A+** (White)

Security: Remote control  
Capacity: 65 FRAMES (5x13)  
ADD ONS: MIRROR & STORAGE  
+ ACCESSORY SET  
WEIGHT: 72,5 KG

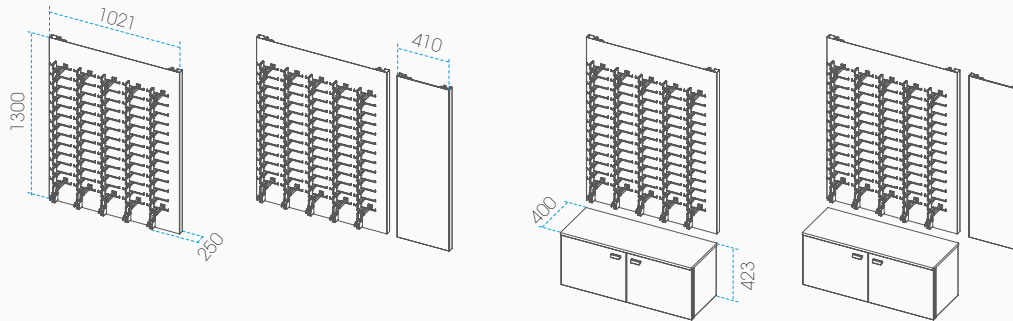


# PX PANEL

## ALUMINA EYEWEAR RODS

KEY-LOCKED

The **Key-Locked** panels are available with either white or black eyewear rods. Adding our mirror panel and/or storage cabinet offers an efficient solution to design a sophisticated sunglasses corner.



**PAKL-B.O-S-A- (Black)**  
**PAKL-W.O-S-A- (White)**

Security: Key-locked  
Capacity: 65 frames (5x13)  
Add ons: -  
Weight: 23,5 kg

**PAKL-B.O-S+A- (Black)**  
**PAKL-W.O-S+A- (White)**


Security: Key-locked  
Capacity: 65 frames (5x13)  
Add ons: Mirror  
Weight: 35,5 kg

**PAKL-B.O+S-A- (Black)**  
**PAKL-W.O+S-A- (White)**

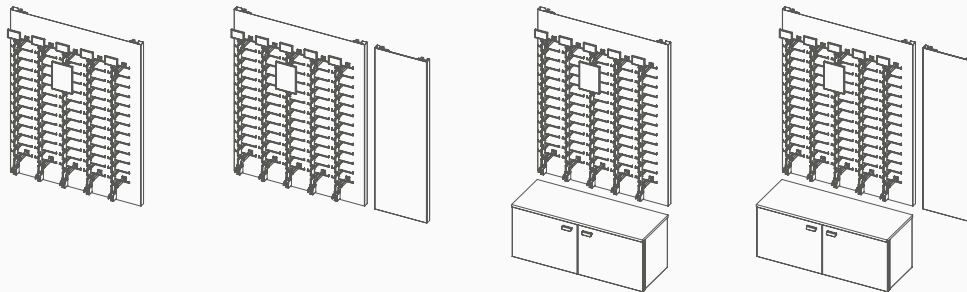
Security: Key-locked  
Capacity: 65 frames (5x13)  
Add ons: Storage  
Weight: 59,5 kg

**PAKL-B.O+S+A- (Black)**  
**PAKL-W.O+S+A- (White)**

Security: Key-locked  
Capacity: 65 frames (5x13)  
Add ons: Mirror & Storage  
Weight: 71,5 kg



By adding our accessory set, you can effectively convey your specific message. This set comes with an A5 glass mirror and 5 logo-holders that can be mounted on top of each rod.



**PAKL-B.O-S-A+ (Black)**  
**PAKL-W.O-S-A+ (White)**

Capacity:  
Add ons: KEY-LOCKED  
65 FRAMES (5x13)  
Weight: ACCESSORIES  
24 KG

**PAKL-B.O-S+A+ (Black)**  
**PAKL-W.O-S+A+ (White)**

Security: KEY-LOCKED  
Capacity: 65 FRAMES (5x13)  
Add ons: MIRROR  
+ ACCESSORY SET  
Weight: 36 KG

**PAKL-B.O+S-A+ (Black)**  
**PAKL-W.O+S-A+ (White)**

Security: KEY-LOCKED  
Capacity: 65 FRAMES (5x13)  
Add ons: STORAGE  
+ ACCESSORY SET  
Weight: 60 KG

**PAKL-B.O+S+A+ (Black)**  
**PAKL-W.O+S+A+ (White)**

Security: KEY-LOCKED  
Capacity: 65 FRAMES (5x13)  
Add ons: MIRROR & STORAGE  
+ ACCESSORY SET  
Weight: 72 KG



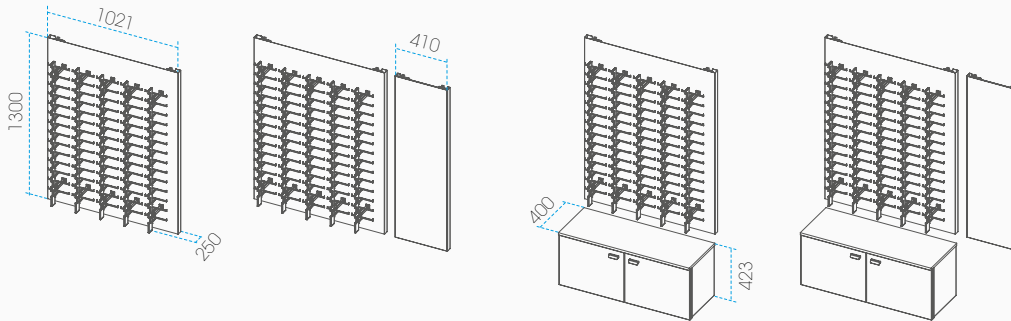


# PX PANEL

## ALUMINA EYEWEAR RODS

NON-LOCKED

The **Non-Locked** panels are available with either white or black eyewear rods. Adding our mirror panel and/or storage cabinet offers an efficient solution to design a sophisticated sunglasses corner.



**PANL-B.O.-S.-A-** (Black)  
**PANL-W.O.-S.-A-** (White)

Security: Non-locked  
Capacity: 70 FRAMES (5x14)  
Add ons: -  
Weight: 23 kg

**PANL-B.O.-S+.A-** (Black)  
**PANL-W.O.-S+.A-** (White)

Security: Non-locked  
Capacity: 70 FRAMES (5x14)  
Add ons: Mirror  
Weight: 35 kg

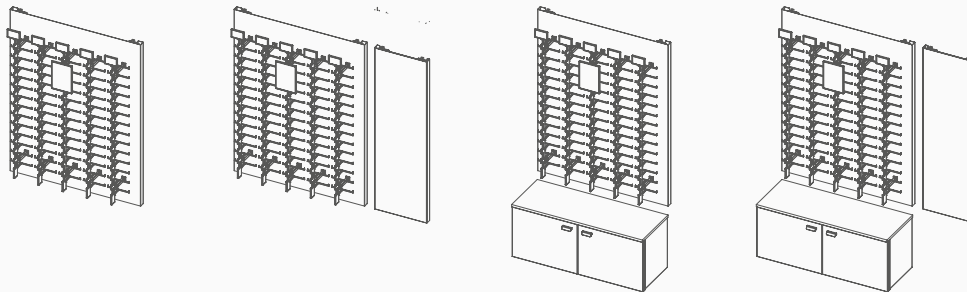
**PANL-B.O+.S.-A-** (Black)  
**PANL-W.O+.S.-A-** (White)

Security: Non-locked  
Capacity: 70 FRAMES (5x14)  
Add ons: Storage  
Weight: 59 kg

**PANL-B.O+.S+.A-** (Black)  
**PANL-W.O+.S+.A-** (White)

Security: Non-locked  
Capacity: 70 FRAMES (5x14)  
Add ons: Mirror & Storage  
Weight: 71 kg

By adding our accessory set, you can effectively convey your specific message. This set comes with an A5 glass mirror and 5 logo-holders that can be mounted on top of each rod.



**PANL-B.O.-S.-A+** (BLACK)  
**PANL-W.O.-S.-A+** (WHITE)

SECURITY: Non-locked  
CAPACITY: 70 FRAMES (5x14)  
ADD ONS: ACCESSORY SET  
WEIGHT: 23,5 KG

**PANL-B.O.-S+.A+** (BLACK)  
**PANL-W.O.-S+.A+** (WHITE)



SECURITY: Non-locked  
CAPACITY: 70 FRAMES (5x14)  
ADD ONS: MIRROR  
+ ACCESSORY SET  
WEIGHT: 35,5 KG

**PANL-B.O+.S.-A+** (BLACK)  
**PANL-W.O+.S.-A+** (WHITE)

SECURITY: Non-locked  
CAPACITY: 70 FRAMES (5x14)  
ADD ONS: STORAGE  
+ ACCESSORY SET  
WEIGHT: 59,5 KG

**PANL-B.O+.S+.A+** (BLACK)  
**PANL-W.O+.S+.A+** (WHITE)

SECURITY: Non-locked  
CAPACITY: 70 FRAMES (5x14)  
ADD ONS: MIRROR & STORAGE  
+ ACCESSORY SET  
WEIGHT: 71,5 KG



## PX PANELS WITH ALUMINA EYEWEAR RODS

*The plug-and-play solution for a clean eyewear grid*

Our PX panels fitted with Stilo Frame Holders present a reliable solution for showcasing your distinct (sun)glasses in a convenient manner.

The glasses holder stand not only serves as a refined spectacle holder but is also meticulously hand-finished to mirror the caliber of the eyewear it holds. It is designed to maintain the focus primarily on your eyewear assortments.

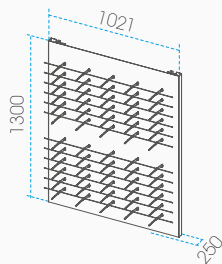


INFO & PRICES

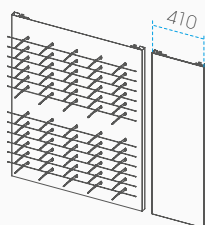


- CLEAN PRESENTATION
- STABLE POSITIONING
- ACCESSIBLE PRESENTATION

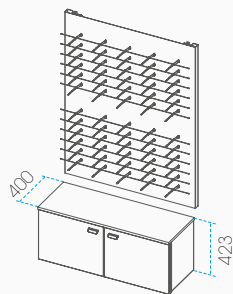
The **Stilo** panels are available with either white or transparent frame holders. Adding our mirror panel and/or storage cabinet offers an efficient solution to design a sophisticated sunglass corner.



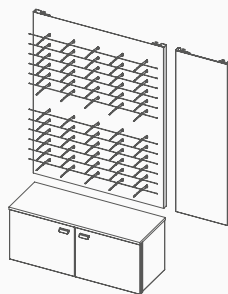
**PSXS-T.O.-S-** (TRANSPARENT)  
**PSXS-W.O.-S-** (WHITE)  
 Security: Non-locked  
 Capacity: 60 frames (5x12)  
 Add ons: -  
 Weight: 18 kg



**PSXS-T.O.-S+** (TRANSPARENT)  
**PSXS-W.O.-S+** (WHITE)  
 Security: Remote control  
 Capacity: 60 frames (5x12)  
 Add ons: Mirror  
 Weight: 30 kg



**PSXS-T.O+.S-** (TRANSPARENT)  
**PSXS-W.O+.S-** (WHITE)  
 Security: Remote control  
 Capacity: 60 frames (5x12)  
 Add ons: Storage  
 Weight: 54 kg

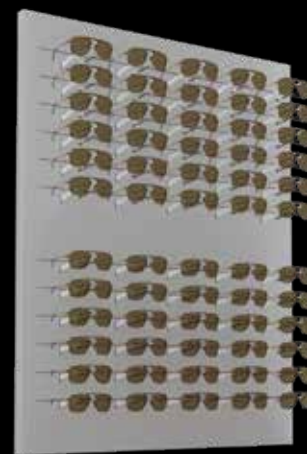


**PSXS-T.O+.S+** (TRANSPARENT)  
**PSXS-W.O+.S+** (WHITE)  
 Security: Remote control  
 Capacity: 60 frames (5x12)  
 Add ons: Mirror & Storage  
 Weight: 65 kg

# PX PANEL

STILO FRAME HOLDERS

NON-LOCKED



## **PX PANELS WITH ILLUMINATED INDUS SHELVES**

*The plug-and-play solution to make your collections stand out*

Our PX panels, equipped with illuminated Indus shelves, provide an optimal horizontal solution for eyewear display. These metal structures feature glass shelves and embedded LED lighting, designed to accentuate the authentic hues of the eyewear, thereby enhancing the visibility of your collections.

This plug-and-play solution is specifically tailored to meet your eyewear presentation needs.

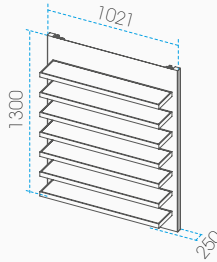


INFO & PRICES



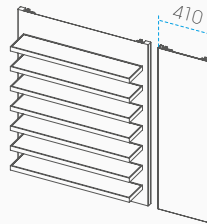
- ILLUMINATED SHELVES FROM TOP AND BOTTOM
- SHOWS THE TRUE COLOURS OF THE FRAMES
- ACCESSIBLE PRESENTATION
- HARDENED GLASS WITH SMOOTH SURFACE

These panels are available with black **Indus** shelves.  
 Adding our mirror panel and/or storage cabinet offers an efficient solution to design a sophisticated sunglass corner.



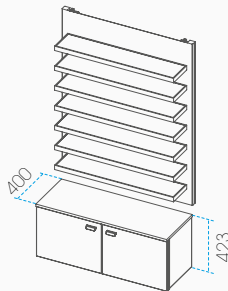
**PI.O-S-**

Security: Non-locked  
 Capacity: 35 frames (5x7)  
 Add ons: -  
 Weight: 54 kg



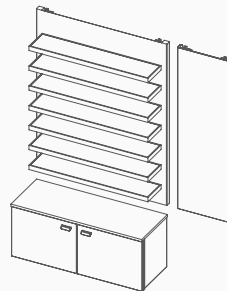
**PI.O-S+**

Security: Non-locked  
 Capacity: 35 frames (5x7)  
 Add ons: Mirror  
 Weight: 66 kg



**PI.O+S-**

Security: Non-locked  
 Capacity: 35 frames (5x7)  
 Add ons: Storage  
 Weight: 90 kg




**PI.O+S+**

Security: Non-locked  
 Capacity: 35 frames (5x7)  
 Add ons: Mirror & Storage  
 Weight: 102 kg

# PX PANEL

ILLUMINATED SHELVES

NON-LOCKED







# L-BODY EYEWEAR SHELVES



# L-BODY EYEWEAR SHELVES

The neutral L-Body shelves allow you to create both a clean-lined or playful horizontal grid of eyewear presentations on any flat surface.

Present your luxury collections in an orderly manner or create a playful and spacious presentation with these sleek yet robust wall shelves.




- HORIZONTAL SECURITY
- OPEN AND CLOSE PER SHELF
- OPTIONAL OPEN PRESENTATION
- SOLID CLOSING MECHANISM
- LIGHT REFLECTION DUE TO L-SHAPE
- EASY ASSEMBLY




Change your optical interior and bring sun- and-eyeglasses to life anywhere, with our new horizontal glasses wall shelf, fitting seamlessly in every shop design.

Introducing: the L-Body, our new plug and play eyewear shelf. A sunglass display shelf made to accentuate small collections worthy to stand out.



#### AVAILABLE COLOURS:



**White**  
Glossy  
RAL 9016

#### AVAILABLE MODELS



Horizontal open



Horizontal locked

#### SPECIFICATIONS:

- Material: Steel, coated at 180°C
- Maximum load: 5 kg per shelf

#### DIMENSIONS:

- Horizontal grid: 190mm
- Vertical grid (advised): 300mm





## Key-locked L-Body Eyewear shelves

*The new lockable solution for horizontal eyewear displays*

With the unique key lockable L-body shelf you easily create a surprising eyewear wall or corner with having full flexibility in your own design. Show your collection in an attractive and secured way to avoid theft!

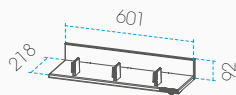


INFO & PRICES



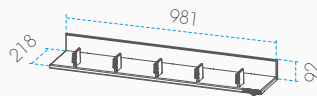
- HORIZONTAL SECURED PRESENTATION
- OPENS FULL SHELF WITH ONE KEY TURN
- STEEL SECURITY PIN
- CREATE PLAYFULL GRIDS
- EASY INSTALLATION

The **key-locked** L-Body shelves are available in two different lengths that can present three or five frames.



**CLB.3.KL**

Security: Key-locked  
Capacity: 3 frames  
Weight: 2,57 kg



**CLB.5.KL**

Security: Key-locked  
Capacity: 5 frames  
Weight: 3,73 kg



# L-BODY

## EYEWEAR SHELVES

### KEY-LOCKED





## Open L-Body Eyewear shelves

*Accessible horizontal eyewear displays*

With the open L-body shelf you easily create a surprising eyewear wall or corner with having full flexibility in your own design. Make your eyewear stand out and show your spectacles in an accessible way.



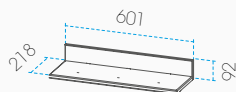
INFO & PRICES



- HORIZONTAL ACCESSIBLE PRESENTATION
- CREATE PLAYFULL GRIDS
- EASY INSTALLATION

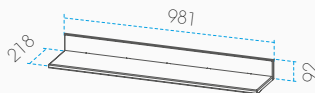


The **non-locked** L-Body shelves are available in two different lengths that can present three or five frames.



**CLB.3.NL**

Security: Non-locked  
Capacity: 3 frames  
Weight: 2,57 kg



**CLB.5.NL**

Security: Non-locked  
Capacity: 5 frames  
Weight: 3,73 kg



# L-BODY

## EYEWEAR SHELVES

### NON-LOCKED





# ALUMINA EYEWEAR RODS

OOGWERELD LEENARTS - ROERMOND.







# ALUMINA EYEWEAR RODS

Alumina eyewear columns are your go-to option when in need of high-capacity eyewear presentations with seamless integration, and are available in a non-locked, key-locked and remote-controlled lockable version. The remote controlled rods are operated by a remote control with a personal code for swift and comfortable opening and closing.




- SEAMLESS INTEGRATION IN OWN STORE CONCEPT
- DURABLE, RELIABLE LOCKABLE SOLUTION
- MOST USED EYEWEAR ROD IN THE WORLD
- WIDE VARIETY






The Alumina optical eyewear rod is the natural choice to create a high-capacity eyewear presentation, that integrates with ease in many different optical store concepts.

Its architectural uni-body structure is fitted with optionally a very strong locking mechanism, that delivers exceptional durability. The locking pin disappears in the profile to assure there is no damage done to your frames.



Available in black or white, and with a capacity of 7 to 18 frames, in either non-locked, key-locked or remote-controlled versions.

#### AVAILABLE COLOURS:



**White**  
Glossy  
RAL 9016



**Black**  
Fine texture  
RAL 9005

#### AVAILABLE LOCKING MECHANISMS:



#### SPECIFICATIONS:

- Aluminium rods
- Soft rubber bridge support
- Rotating wall brackets

#### DIMENSIONS:

- Available with a capacity of 7 to 18 frames
- Advised floor height: 2020mm
- Highest presentation: 1950mm
- Lowest presentation: Varies per length
- Vertical grid: 77mm
- Horizontal grid: 190mm (advised)

## Remote Controlled Eyewear Rods

*Accessible but secured option for high capacity presentations*

Our remote-controlled rods offers easy operation with a personal code for quick opening and closing. A simple button press opens or closes eyewear rods, each having a unique code. You can group multiple rods for managing specific collections, or control them all with one main button.



### INFO & PRICES



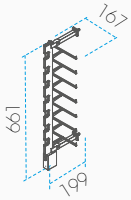
- DUTCH DESIGN
- UNI BODY STRUCTURE
- SECURITY PIN DISAPPEARS WHEN OPEN
- INTERCHANGEABLE LOCK
- LOW FRICTION MECHANISM
- LIFECYCLE: 100.000+ OPENINGS

# ALUMINA

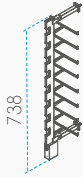
## WALL COLUMNS

### REMOTE CONTROLLED

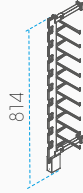
The remote-controlled Alumina rods are available in a wide variety of lengths, with a frame capacity that ranges from 7 to 17, and are offered in white and in black.



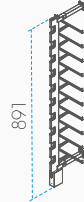
**AR.7R-W (White)**  
**AR.7R-B (Black)**  
Capacity: 7 frames  
Weight: 0,64 kg



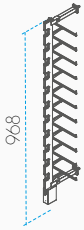
**AR.8R-W (White)**  
**AR.8R-B (Black)**  
Capacity: 8 frames  
Weight: 0,68 kg




**AR.9R-W (White)**  
**AR.9R-B (Black)**  
Capacity: 9 frames  
Weight: 0,72 kg



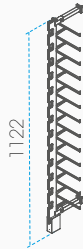
**AR.10R-W (White)**  
**AR.10R-B (Black)**  
Capacity: 10 frames  
Weight: 0,75 kg



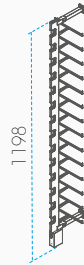
**AR.11R-W (White)**  
**AR.11R-B (Black)**  
Capacity: 11 frames  
Weight: 0,79 kg



**AR.12R-W (White)**  
**AR.12R-B (Black)**  
Capacity: 12 frames  
Weight: 0,83 kg



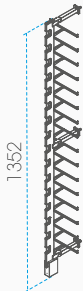
**AR.13R-W (White)**  
**AR.13R-B (Black)**  
Capacity: 13 frames  
Weight: 0,87 kg



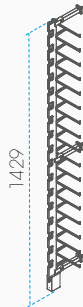
**AR.14R-W (White)**  
**AR.14R-B (Black)**  
Capacity: 14 frames  
Weight: 0,91 kg



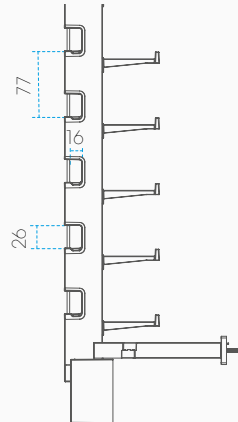
**AR.15R-W (White)**  
**AR.15R-B (Black)**  
Capacity: 15 frames  
Weight: 0,95 kg



**AR.16R-W (White)**  
**AR.16R-B (Black)**  
Capacity: 16 frames  
Weight: 1,13 kg



**AK.17R-W (White)**  
**AK.17R-B (Black)**  
Capacity: 17 frames  
Weight: 1,17 kg





## Key-locked Eyewear Rods

*Accessible but secured option for high capacity presentations*

Alumina **key-locked** eyewear rods are the natural choice for high-capacity presentations and seamless integration. These units are fitted with an efficient locking mechanism that delivers exceptional durability.



INFO & PRICES



- DUTCH DESIGN
- UNI BODY STRUCTURE
- SECURITY PIN DISAPPEARS WHEN OPEN
- INTERCHANGEABLE LOCK

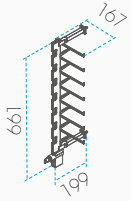


# ALUMINA

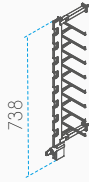
## WALL COLUMNS

### KEY-LOCKED

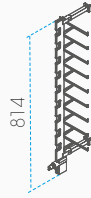
The **key-locked** Alumina rods are available in a wide variety of lengths, with a frame capacity that ranges from 7 to 17, and are offered in white and in black.



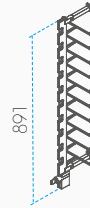
**AKL.7R-W (White)**  
**AKL.7R-B (Black)**  
Capacity: 7 frames  
Weight: 0,55 kg



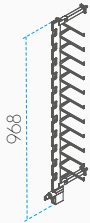
**AKL.8R-W (White)**  
**AKL.8R-B (Black)**  
Capacity: 8 frames  
Weight: 0,59 kg




**AKL.9R-W (White)**  
**AKL.9R-B (Black)**  
Capacity: 9 frames  
Weight: 0,63 kg



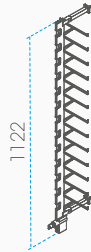
**AKL.10R-W (White)**  
**AKL.10R-B (Black)**  
Capacity: 10 frames  
Weight: 0,67 kg



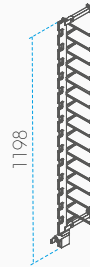
**AKL.11R-W (White)**  
**AKL.11R-B (Black)**  
Capacity: 11 frames  
Weight: 0,71 kg



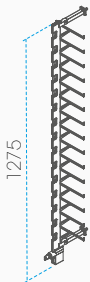
**AKL.12R-W (White)**  
**AKL.12R-B (Black)**  
Capacity: 12 frames  
Weight: 0,75 kg



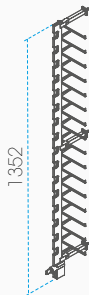
**AKL.13R-W (White)**  
**AKL.13R-B (Black)**  
Capacity: 13 frames  
Weight: 0,78 kg



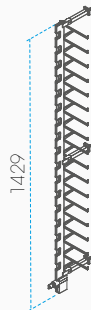
**AKL.14R-W (White)**  
**AKL.14R-B (Black)**  
Capacity: 14 frames  
Weight: 0,82 kg



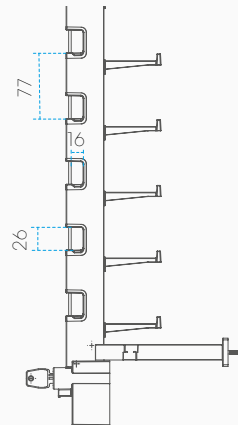
**AKL.15R-W (White)**  
**AKL.15R-B (Black)**  
Capacity: 15 frames  
Weight: 0,86 kg



**AKL.16R-W (White)**  
**AKL.16R-B (Black)**  
Capacity: 16 frames  
Weight: 1,05 kg



**AKL.17R-W (White)**  
**AKL.17R-B (Black)**  
Capacity: 17 frames  
Weight: 1,09 kg



## Non-Locked Eyewear Rods

*Accessible but secured option for high capacity presentations*

The **non-locked** version of the Alumina Eyewear rods is an efficient solution for presenting eyewear in an accessible way.

These rods ensure stable positioning of the eyewear. Especially used for high-volume eyewear presentation.



INFO & PRICES



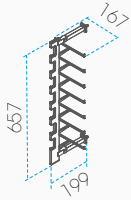
- ACCESSIBLE
- STABLE POSITIONING
- VERTICALE PRESENTATION

# ALUMINA

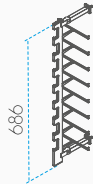
## WALL COLUMNS

### NON-LOCKED

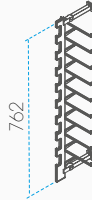
The **non-locked** Alumina rods are available in a wide variety of lengths, with a frame capacity that ranges from 7 to 18, and are offered in white and in black.



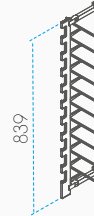
**ANL.7R-W (White)**  
**ANL.7R-B (Black)**  
Capacity: 7 frames  
Weight: 0,43 kg



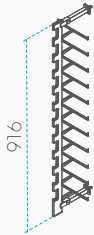
**ANL.8R-W (White)**  
**ANL.8R-B (Black)**  
Capacity: 8 frames  
Weight: 0,46 kg



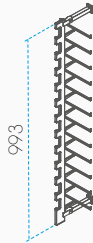
**ANL.9R-W (White)**  
**ANL.9R-B (Black)**  
Capacity: 9 frames  
Weight: 0,49 kg



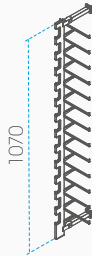
**ANL.10R-W (White)**  
**ANL.10R-B (Black)**  
Capacity: 10 frames  
Weight: 0,52 kg



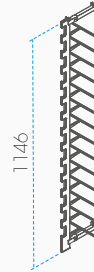
**ANL.11R-W (White)**  
**ANL.11R-B (Black)**  
Capacity: 11 frames  
Weight: 0,55 kg




**ANL.12R-W (White)**  
**ANL.12R-B (Black)**  
Capacity: 12 frames  
Weight: 0,58 kg



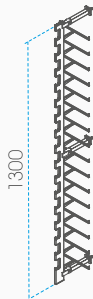
**ANL.13R-W (White)**  
**ANL.13R-B (Black)**  
Capacity: 13 frames  
Weight: 0,61 kg



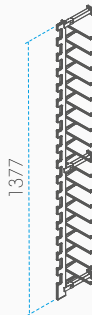
**ANL.14R-W (White)**  
**ANL.14R-B (Black)**  
Capacity: 14 frames  
Weight: 0,64 kg



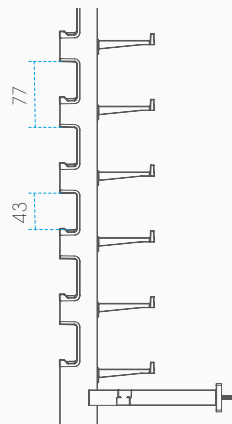
**ANL.15R-W (White)**  
**ANL.15R-B (Black)**  
Capacity: 15 frames  
Weight: 0,67 kg



**ANL.16R-W (White)**  
**ANL.16R-B (Black)**  
Capacity: 16 frames  
Weight: 0,84 kg



**ANL.17R-W (White)**  
**ANL.17R-B (Black)**  
Capacity: 17 frames  
Weight: 0,87 kg



## Eyewear Rods Accessories

*Create your own eyewear theatre*

Alumina Eyewear Rods offer the unique opportunity of customization with accessories to effectively convey your specific message.

Offered in both A5 or business-card dimensions, these supporting accessories facilitate the simple swapping and placement of image cards or brand logos for streamlined optical brand representation.



- HIGHLIGHT SPECIFIC PRODUCT RANGES
- SEGMENTATE COLLECTIONS
- CREATE BRAND AWARENESS
- COMMUNICATE SPECIAL OFFERS



**A5 CAMPAIGN HOLDERS**  
FREE POSITION

50692 (White)  
50692B (Black)

The A5 logo holder is ideal to showcase campaign images or special offers and can be placed on top of the eyewear rods.



**A5 MIRROR HOLDERS**  
FREE POSITION

50693 (White)  
50693B (Black)

The A5 Mirror holder can be placed freely on any position of the eyewear rods, to ensure that consumers won't wonder off.



**LOGO HOLDERS**  
TOP POSITION

50694 (White)  
50694B (Black)

The top-position logo holder is ideal to showcase brand logos, categories, or special offers and can be placed on top of the eyewear rods.



**LOGO HOLDERS**  
FREE POSITION

50691 (White)  
50691B (Black)

The free-position logo holder is ideal to showcase brand logos, categories or special offers and can be placed freely on any position of the eyewear rods.




INFO & PRICES





# STILO FRAME HOLDERS





# STILO FRAME HOLDERS

The stilo range has an industrial, neutral design. These unsecured frame holders have a high-quality, seamless finish, allowing optimal presentation of frames and sunglasses.



- DUTCH DESIGN
- INDIVIDUAL OR CONNECTABLE
- DOUBLE INJECTION MOLDED
- STABLE FRAME POSITIONING
- HAND-FINISHED TO PERFECTION



Stilo frame holders are designed to complement both eyewear and interior design. It is the first individual display of true optical quality: with a stylish but neutral look, combined with detailed finishing.

Frame holders reflect the high quality materials used in contemporary designer eyewear. Their technical features guarantee a stable and stylish presentation of your collections.

Stilo frame holders can be mounted individually (FD), or connected with a stainless steel rod (XS) and even connected yet rotatable allowing ultimate freedom in design (180).

#### AVAILABLE MODELS

---



Individual (FD)



Connected (XS)




Rotatable (180)

#### AVAILABLE COLOURS:

---




**White**  
Glossy  
RAL 9016



**Clear**  
Glossy



**White**  
Glossy  
RAL 9016



**Clear**  
Glossy



**White**  
Glossy  
RAL 9016

#### SPECIFICATIONS:

---

- Security: Non-locked
- Material: Polycarbonate body
- Soft rubber bridge support
- Stainless steel rods (XS & 180)



## STILO FD INDIVIDUAL FRAME HOLDERS

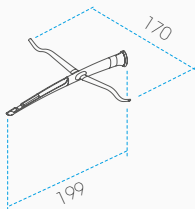
*Create playfull grids of eyewear presentations*

The Stilo FD is an industrially designed **individual** spectacle holder stand, to be mounted on a wall or panel. This optical frame holder is used to highlight your unique (sun)glasses in an accessible way.

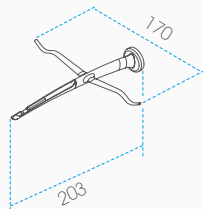
This glasses holder stand is an elegant spectacle holder, and is hand-finished to match the quality of the eyewear they carry, whilst keeping all the attention on your eyewear collections.



Our Stilo FD **individual** frame holders come in white and transparent (clear). The supplied screw allows easy and sturdy mounting on any flat surface, and there is even a version with a magnet for mounting on metal objects or



**SFD.10-W (White)**  
**SFD.10-T (Clear)**  
Capacity: Set of 10  
Weight: 0,36 kg



**SFDM.10-W (White)**  
**SFDM.10-T (Clear)**  
Capacity: Set of 10  
Weight: 0,57 kg



# STILO FD

## FRAME HOLDERS

### INDIVIDUAL





## STILO XS CONNECTABLE FRAME HOLDERS

*Create clean lines of eyewear presentations*

The Stilo XS is an industrially designed **connectable** spectacle holder stand, to be mounted on a wall or for example panel. This optical frame holder is used to highlight your unique (sun)glasses in an accessible way.

This glasses holder stand is an elegant spectacle holder, and is hand-finished to match the quality of the eyewear they carry, whilst keeping all the attention on your eyewear collections.

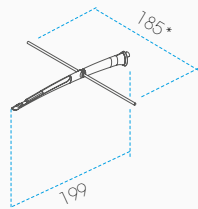


INFO & PRICES



- CONNECTABLE
- STABLE POSITIONING
- DUTCH DESIGN

The Stilo XS eyeglass holders create a unique wall presentation for your eyewear collection and are **connected by stainless steel rods**, that allow for easy creation of horizontal lines. They are available in white and transparent (clear).



**SXS.25-W (White)**  
**SXS.25-T (Clear)**  
Capacity: Set of 25  
Weight: 0,5 kg



# STILO XS

FRAME HOLDERS

CONNECTABLE



## STILO 180 ROTABLE FRAME HOLDERS

*Create hanging, standing or protruding eyewear presentations*

The **rotating** mechanism of the Stilo 180 allows you to create both horizontal and vertical presentations, mounting the displays on any surface or material, and choosing any desired distance between the frames.

Suitable for both ophthalmic frames and sunglasses, different styles and impressions can be achieved based on the type of collections or interior style.



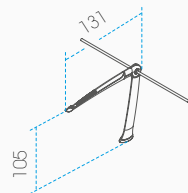
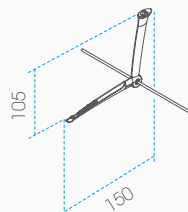
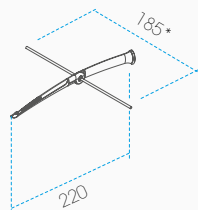
INFO & PRICES



- ROTATABLE TO 3 DIFFERENT POSITIONS
- CONNECTABLE
- STABLE POSITIONING



The 180 version of the Stilo features a **rotating** mechanism that allows you to display your frames protruding directly on the wall, or hanging/standing on a shelf at a 90° angle.



**S180.25-W (White)**

Capacity: Set of 25

Weight: 0,36 kg



# STILO XS

FRAME HOLDERS

ROTATABLE





# FREESTANDING DISPLAYS







# BASALT DISPLAYS


The Basalt is a double-sided freestanding display with a modern industrial look for high-traffic locations. Its satinized semi-transparent back panel ensures limited drop-shadow and features a rotation system that allows users to see both sides of the unit, which automatically returns to a neutral position. Its sturdy base is equipped with a smart leveling system to ensure an upright display even on an uneven or slanted floor.



## INFO & PRICES



- SMART LEVELING SYSTEM FOR UNEVEN FLOORS
- ROBUST CHASSIS AND WHEELS
- ROTATING BACK PANEL
- STRONG LOCKING MECHANISM
- INTERCHANGEABLE LOGO PANELS



These sunglasses store displays can be placed throughout your optical store, whether as a singular floor unit, as a room divider, or in front of the shop window.

Its satin-finished panel ensures limited cast shadow and features a rotation system that allows users to see both sides of the unit, which automatically returns to a neutral position.

This retail sunglass display is available in black or white and can be fitted with key-locked or non-locked eyewear rods, and is available in a medium and a XL version.

#### AVAILABLE COLOURS:

---



**White**  
Glossy  
RAL 9016

**Oak**  
Matt



**Black**  
Fine texture  
RAL 9005

**Oak**  
Matt

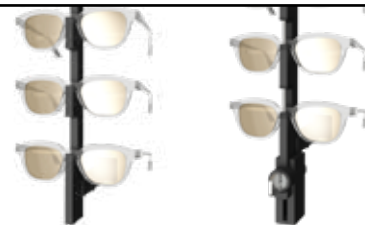
#### SPECIFICATIONS:

---

- Aluminium rods
- Soft rubber bridge support
- Rotating wall brackets

#### AVAILABLE LOCKING MECHANISMS:


---



## Medium sized Basalt displays

*Ideal eyewear display for outdoor use or near the entrance*

This medium freestanding optical lockable display is the perfect eyewear display to create easily and quickly extra presentation capacity on your floor. Its sturdy wheels with smart levelling system also allows for placement outside, even when the floor is not perfectly flat.



- SMART LEVELING SYSTEM FOR UNEVEN FLOORS
- ROBUST CHASSIS AND WHEELS
- ROTATING BACK PANEL
- STRONG LOCKING MECHANISM
- INTERCHANGEABLE LOGO PANELS

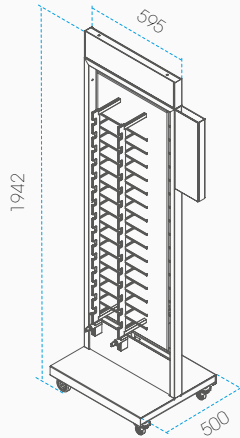


# BASALT

FREESTANDING DISPLAYS

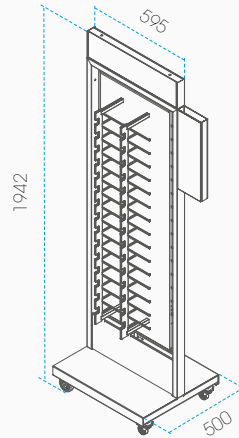
SIZE MEDIUM

The **medium-sized** Basalt displays are fitted with a double sided glass mirror and interchangeable top logo. These units are available in a non-locked and a key-locked unit, both with a capacity of 64 frames and are offered in white/oak and in black/oak.





**BKL.M.4X16-W (White)**  
**BKL.M.4X16-B (Black)**

Security: Key-locked  
Capacity: 64 frames (2x32)  
Weight: 41 kg



**BNL.M.4X16-W (White)**  
**BNL.M.4X16-B (Black)**

Security: Non-locked  
Capacity: 64 frames (2x32)  
Weight: 41 kg



## **XL sized Basalt displays**

*Create display capacity in your window or center aisle*

The XL freestanding optical lockable display for 108 glasses is a large eyewear display which for example can be used as optical shop window display, or as a room divider.



INFO & PRICES



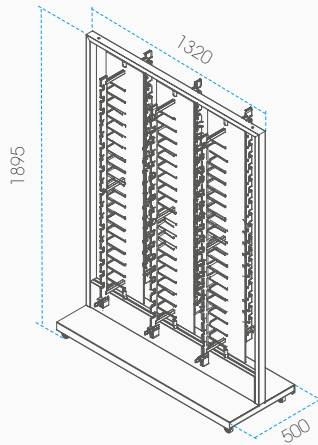
- HIGH CAPACITY
- ROBUST CHASSIS AND WHEELS
- TREE ROTATING BACK PANEL
- STRONG LOCKING MECHANISM
- INTERCHANGEABLE LOGO PANELS

# BASALT

## FREESTANDING DISPLAYS

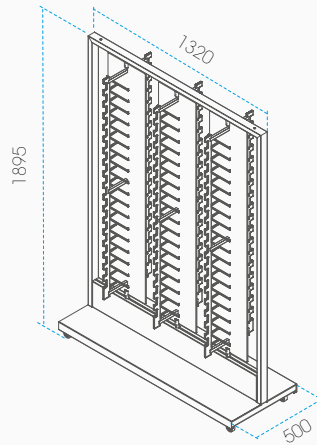
SIZE XL

The **XL-sized** Basalt displays features three rotating panels and are available in a non-locked and a key-locked unit, both with a capacity of 108 frames and are offered in white/oak and in black/oak.




**BKL XL 6X18-W (White)**  
**BKL XL 6X18-B (Black)**

Security: Key-locked  
Capacity: 108 frames (6x18)  
Weight: 66 kg



**BNL XL 6X18-W (White)**  
**BNL XL 6X18-B (Black)**


Security: Non-locked  
Capacity: 108 frames (6x18)  
Weight: 66 kg





# SQUARIX ILLUMINATED DISPLAYS

These freestanding units are designed to neatly organise and present up to 68 eyeglasses, all safely secured to avoid theft. This display is rotatable and has integrated LED-panel lighting to let your eyewear shine!



- LED PANEL BEHIND THE GLASSES
- REVOLVING FREESTANDING DISPLAY
- HIGH CAPACITY ON SMALL SURFACE
- FULL SIZE GLASS MIRROR ON BOTH SIDES

The SquariX serves as an innovative, double-sided freestanding display, perfect for bustling locations. Its unique design includes a rotating chassis with two eyewear rods per side, allowing it to present up to 68 frames.

The display is further enhanced with glass mirrors fitted on each side of the rotating chassis. The SquariX is not just a display, it's a genuine solution to expand your eyewear presentation capacity effortlessly and efficiently.



#### AVAILABLE COLOURS:

---



**White**  
Glossy  
RAL 9016

+



**Oak**  
Matt



**Black**  
Fine texture  
RAL 9005

#### SPECIFICATIONS:

---

- Aluminium rods
- Soft rubber bridge support
- Rotating wall brackets

#### AVAILABLE LOCKING MECHANISMS:

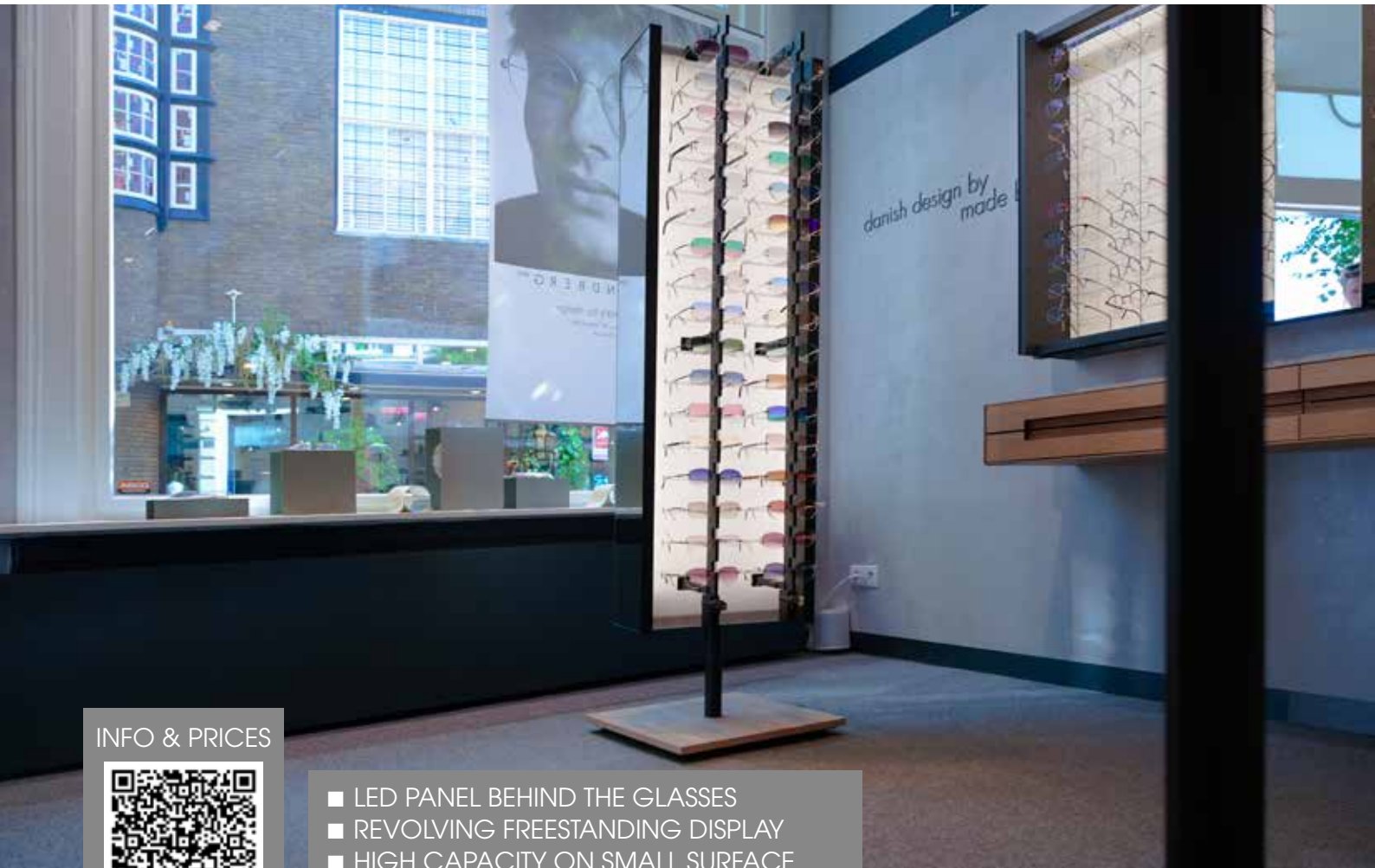
---



## **SQUARIX ROTATING LED DISPLAY**

*Back-lit LED lighting for enhanced visibility*

This sunglasses display stand, equipped with an **integrated LED** panel to enhance your sunglass collection, is designed for optimal placement in limited floor space. Its compact design facilitates immediate expansion of presentation capacity.



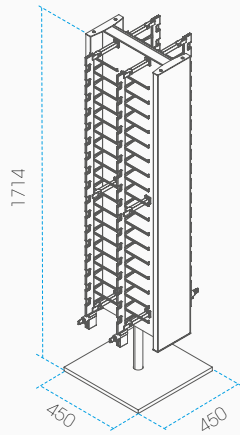
INFO & PRICES



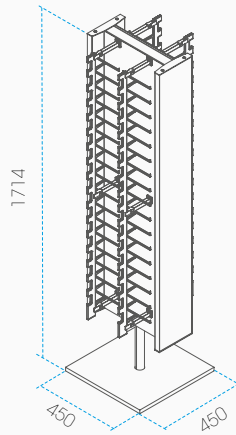
- LED PANEL BEHIND THE GLASSES
- REVOLVING FREESTANDING DISPLAY
- HIGH CAPACITY ON SMALL SURFACE
- FULL SIZE GLASS MIRROR ON BOTH SIDES




The Squarix LED displays are available with non-locked or key-locked Alumina columns for the total presentation of 68 frames and come in a combination of white chassis and an oak base, or fully in black.



**SQX.KL-W (White)**  
**SQX.KL-B (Black)**  
Security: Key-locked  
Capacity: 68 frames (4x17)  
Weight: 45 kg





**SQX.NL-W (White)**  
**SQX.NL-B (Black)**  
Security: Non-locked  
Capacity: 68 frames (4x17)  
Weight: 45 kg



# SQUARIX

ROTATING LED DISPLAY

NON- AND KEY-LOCKED



## DESIGN TEAM

*We love making beautiful industrial designed products.*

Simplicity, functionality elegance are the calling cards for our design.

A neutral, characteristic, minimalistic versatile assortment.

For you the opportunity to create your world.

Creating the best podium for your frames.



**OMAR TEGEL**  
Product Architect & CEO



**GERT-JAN VAN DEN EIJKHOFF**  
Industrial Design & Engineering



**FABIAN STENS**  
Industrial Design & Engineering



**MAARTEN WEIDEMA**  
Concept design & 3D Visualisation

## **SALES TEAM**

*Our international project managers are available to assist you with their expertise.*

Choosing the perfect eyewear products can be overwhelming, but our expert sales team simplifies the process with specialized security and lighting knowledge. They'll understand your project, recommend fitting solutions, and provide necessary information and samples. For bulk orders, our R&D and production teams customize your approach.



**JONATAN GRIEVER**  
Benelux, DACH  
& International

jonatan@topvision.nl  
+31 (0)6 48 01 04 80



**JEAN-CHRISTOPHE LEFRANC**  
France, Domtom  
& Spanish speaking countries

jean-christophe@topvisiongroup.fr  
+31 (0)6 43 29 25 55

## **GENERAL INQUIRIES**

sales@topvision.nl  
+31 (0)23 5176 651






MaxMara

MaxMara





# TOP | VISION I N S T O R E



TOP VISION GROUP BV  
2031 BP HAARLEM (NL)  
WAARDERWEG 58  
TOPVISIONINSTORE.COM